


FY26 Operations Update

*Nutrition Services, Transportation,
Operations & Maintenance*




Linn-Mar Nutrition Services



86 Nutrition Services Professionals





Menu Planning

Fruit: Minimum ½ cup offered daily.

Vegetables: Minimum of ¾ cup offered daily. Vegetables are broken down into dark green, red/orange, beans/peas, starchy and other. Weekly minimums are in place for each category. Students are required to select ½ cup fruit or vegetable daily.

Grains: At least 80% of the grains offered in school meals must be whole grain rich, 1-2 ounces offered daily.

Meat/meat alternate: 1-2 ounce offered daily. Minimum of 8 oz. offered per week.

Fluid milk: 1 cup offered daily. Milk must be fat-free or low-fat. Flavored milk must be fat-free. (For students with lactose intolerances or allergies, milk substitutes must be nutritionally equivalent to dairy milk.)

Calories: Daily average over one week required to be between K-5(550-650); 6-8(600-700); 9-12(750-850) calories for lunch and K-5(350-500); 6-8 (400-550); 9-12 (450-600) for breakfast.

Saturated fat: Daily average over one week required to be less than 10% per week; trans fats are banned.

Sodium: Daily average over one week required to be less than K-5(1,110); 6-8(1,225); 9-12(1, 280) mg per week for lunch and less than K-5(540); 6-8(600); 9-12(640) for breakfast.

Additional Considerations:

Do students like the food?

Do the plate “colors” look appealing?

Can we mass produce and transport to our satellite schools?

Will the items “hold” for service at satellite schools?

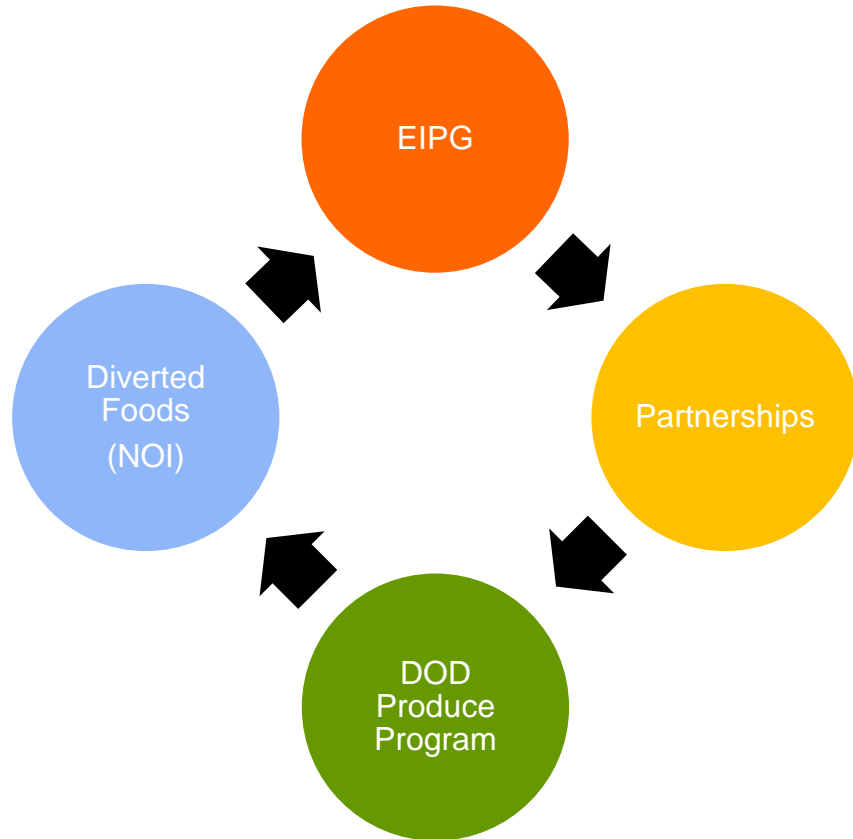


Reimbursable Meals

<u>Year</u>	<u>Breakfast</u>	<u>Lunch</u>
2024/25	665(9.3%)	3,938 (55.0%)
YTD: 2025/26	672(9.41%)	3,900(54.64%)

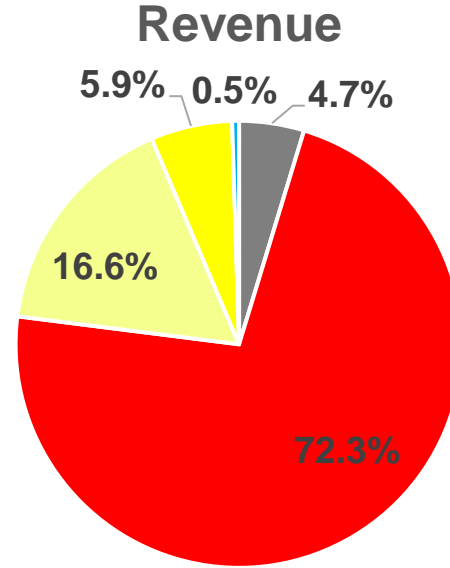


Cost Control Measures



FY25 Nutrition Fund Revenue

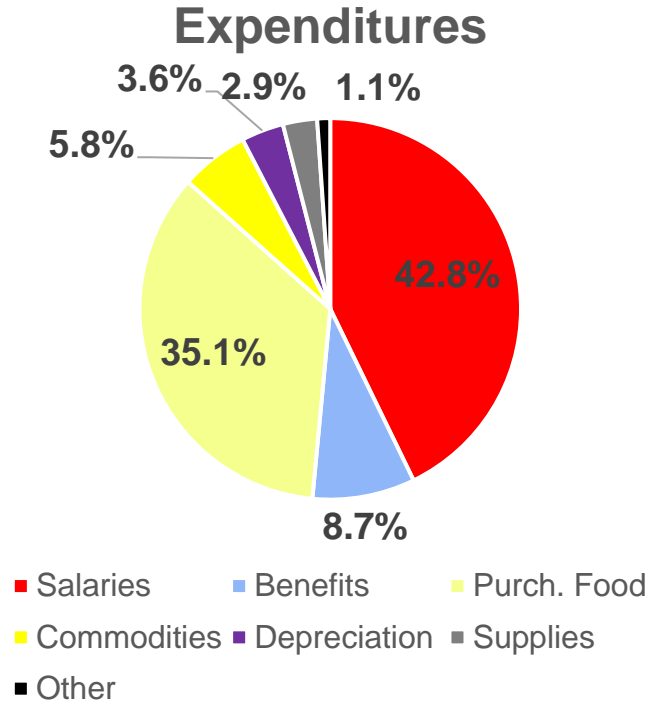
Breakfast Revenue:		
Daily Sales	\$ 42,953	
State Reimb.	\$ 2,567	
Fed Reimb.	\$ 124,759	
Subtotal		\$ 170,279
Lunch Revenue:		
Daily Sales	\$ 1,659,622	
State Reimb.	\$ 23,083	
Fed Reimb.	\$ 909,969	
Subtotal		\$ 2,592,675
A La Carte		\$ 594,863
Commodities		\$ 210,938
Other		\$ 18,405
Total		\$ 3,587,160



■ Breakfast ■ Lunch ■ A La Carte ■ Commodities ■ Other

FY25 Nutrition Fund Expenditures

Salaries	\$	1,547,784
Benefits	\$	315,121
Purchased Food	\$	1,271,346
Commodities	\$	210,938
Depreciation	\$	131,834
Supplies	\$	103,328
Other	\$	39,264
Total	\$	3,619,616





Transportation

Staffing

Staff	Current	2022
Manager	1	1
Ops/Dispatch	2	2
Secretary		
Mechanic	3	3
Fuel/Helper	1	1
Full Time Total	7	7
Reg Drivers AM & PM	34	33
Sub – AM or PM	8	11
Sub – Any	4	3
Attendant	10	12
Total	63	66

Vehicles

	2026	Post Sale	2022
Buses	68	59	66
Vans - Passenger	10	10	12
Vans – Cargo	2	2	2
SUV	2	2	0



Bus Fleet Inventory		
Model	Year	Number
IC	2026	5
Bluebird	2026	5
Bluebird	2024	4
Bluebird	2023	4
Bluebird	2021	4
Bluebird	2020	4
Bluebird	2019	4
Bluebird	2018	4
Bluebird	2017	4
Bluebird	2016	3
Girardin	2015	1
Bluebird	2015	4
Bluebird	2014	4
Bluebird	2013	3
Bluebird	2012	3
Bluebird	2009	5
Bluebird	2008	4
Blue Bird	2006	3



Student & Route Info

Students Assigned	2026	2022
Regular Transportation	3132	3400
Specialized Transportation	96	118
TOTAL	3228	3518




Transportation Runs	2026	2022
AM	33	38
Mid-Day	3	4
PM	33	39

Routes Per Tier 2026		Regular Transportation	Specialized Transportation	Total
Tier 1 7:50	Intermediate/MS	28	6	34
Tier 2 8:30	Elementary	22	8	30
Tier 3 9:00	High School	18	5	23

Miles & Fuel

Gallons	24-25	21-22
Gasohol	7,434	9,967
Diesel Gallons	33,800	36,400
Propane	47,750	44,201



Fuel Cost	Current	21-22
Gasohol	\$1.75	\$3.52
Diesel	\$3.30	\$4.42
Propane	\$1.53	\$1.44

	24-25	21-22
Route Miles	423,117	453,032
Odometer Miles	544,935	580,478



Operations & Maintenance

O&M Specialties

1. *HVAC*
2. *Electrical*
3. *Plumbing*
4. *Skilled Maintenance*
5. *Grounds*



HVAC

1. *BMS (Building Management System)*
2. *Freezer & Cooler Alarms*
3. *1,150 Mechanical Units*
4. *Rebuild pumps, change compressors*
5. *Troubelshoot issues*

Electrical

1. *Lighting Repair (Ballasts, Bulbs, Drivers)*
2. *Clocks*
3. *Fire Panels*
4. *Kitchen Equipment Repair*
5. *Laminators*
6. *Circuit Boards*

Plumbing

1. *Finished FCS Kitchen at AEC*
2. *Replaced Water Heaters at Wilkins*
3. *Minor restroom renovations*
4. *Replaced 179 water cooler filters*
5. *Record year on number of work orders*

Skilled Maintenance

1. *Repair drywall, furniture, foors, flooring*
2. *Install white boards & projectors*
3. *Custodial equipment repair*
4. *Move large items between buildings*

Grounds

1. *Mow and maintain 275 acres of turf grass*
2. *Fertilize, spray and paint athletic fields (8 practice football/soccer fields, 3 game football/soccer fields, 2 baseball fields, 2 softball fields)*
3. *Wilkins playground removal, grading and excavating Summer of 2025*
4. *Concrete Repair/Replacement*
5. *Playground repair & upkeep (equipment and mulch)*
6. *Snow Removal (All O&M Staff)*

Annual Inspections

1. *Smoke Detectors*
2. *Sprinklers*
3. *Fire Extinguishers*
4. *Boilers*
5. *Kitchen Exhaust Hoods*
6. *RPZs (Backflow preventers)*
7. *Elevators*
8. *Exit and Emergency Lighting (Monthly)*



**Thank you for the opportunity to share
information about our departments!**

Questions?